

How to use Potato Dextrose Agar Media (Dehydrated)

MicroBio Corporation

1. General Description

This dehydrated material is designed to detect yeast and mold, enhancing the growth of mold especially. The growth of other microorganisms is suppressed by Chloramphenicol composed.

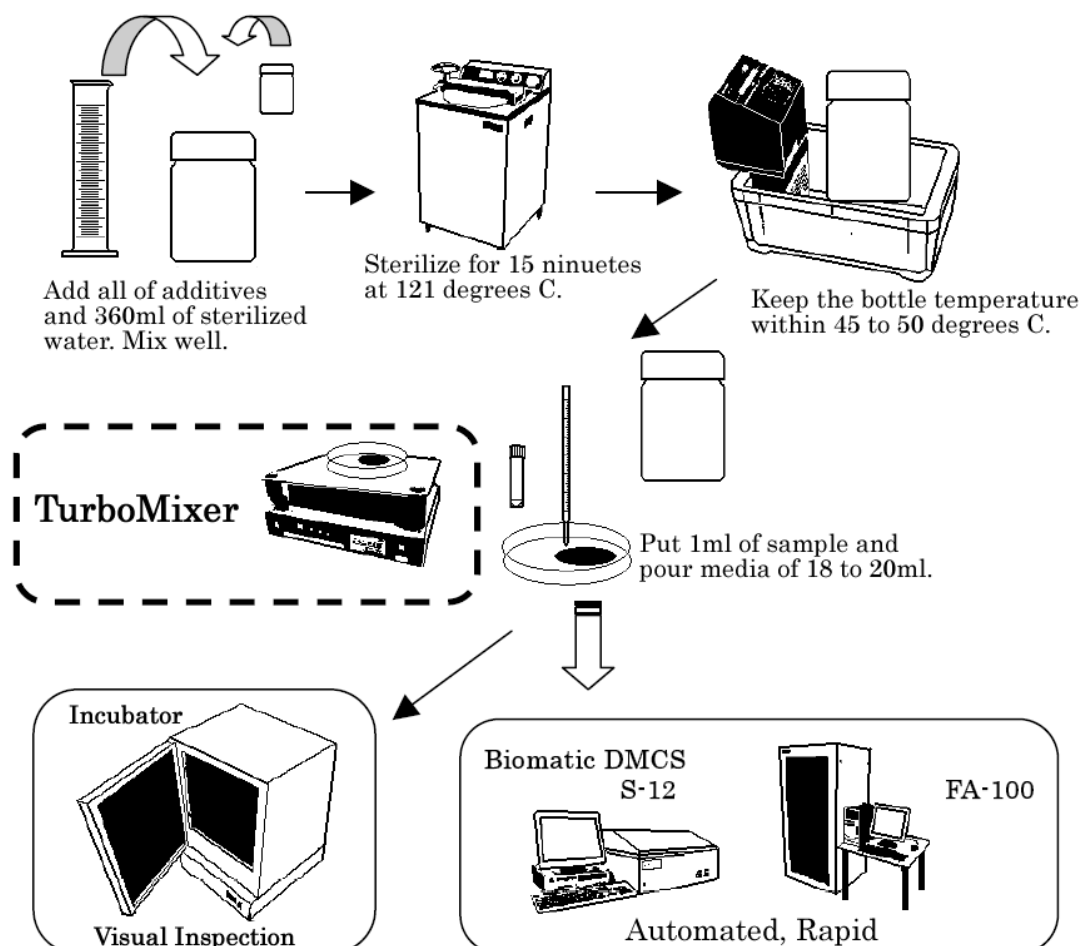
2. Detection Procedure (poured-plate for 1ml sample)

2-1 Open the cap of DCM003 bottle and add all contents of additives and 360ml of sterilized water to it. Close the cap, shake the bottle and mix the dehydrated material well.

2-2 Loosen the cap of DCM003 bottle slightly and place the bottle into an autoclave. Sterilize it for 15 minutes, under the condition of 121 degrees C temperature.

2-3 Keep the bottle temperature within 45 to 50 degrees C. Put 1ml of sample into a media plate, pour 18 to 20ml of this media from the bottle and mix it. Cool down the plate and solidify the media. When TurboMixer is used, sample is mixed to agar media well.

2-5 Incubate the plate at the temperature of 25 degrees C. When Biomatic DMCS is used, fully automated rapid detection and precise colony counts can be achieved.

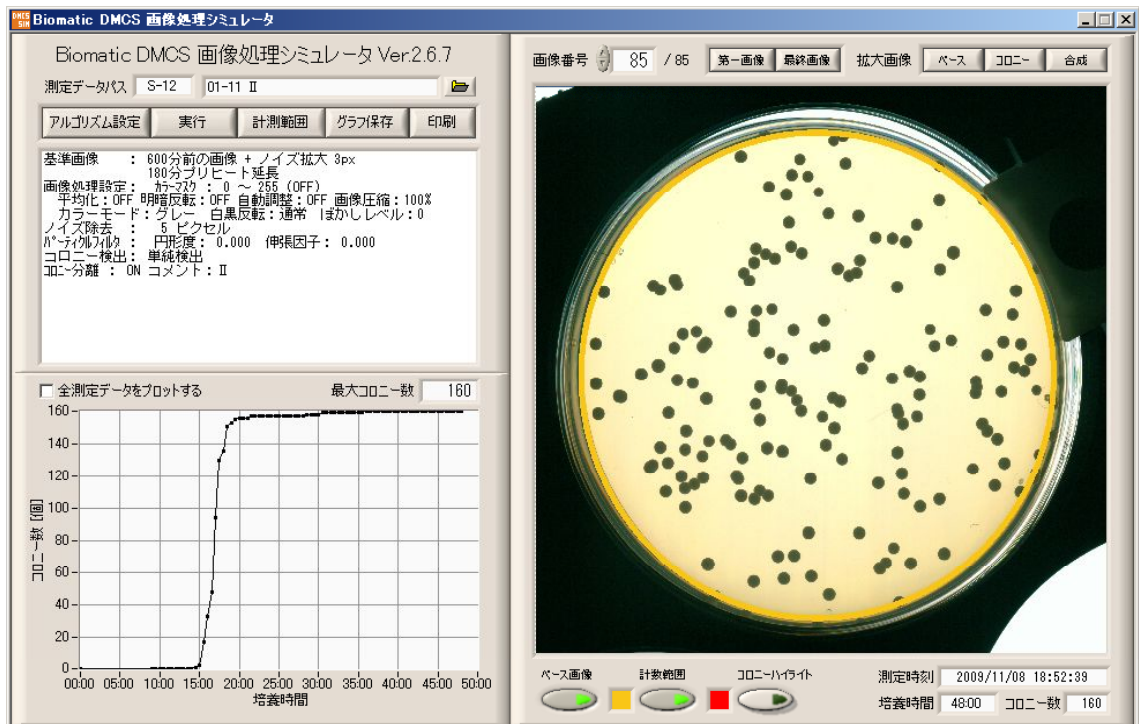


3. Preservation

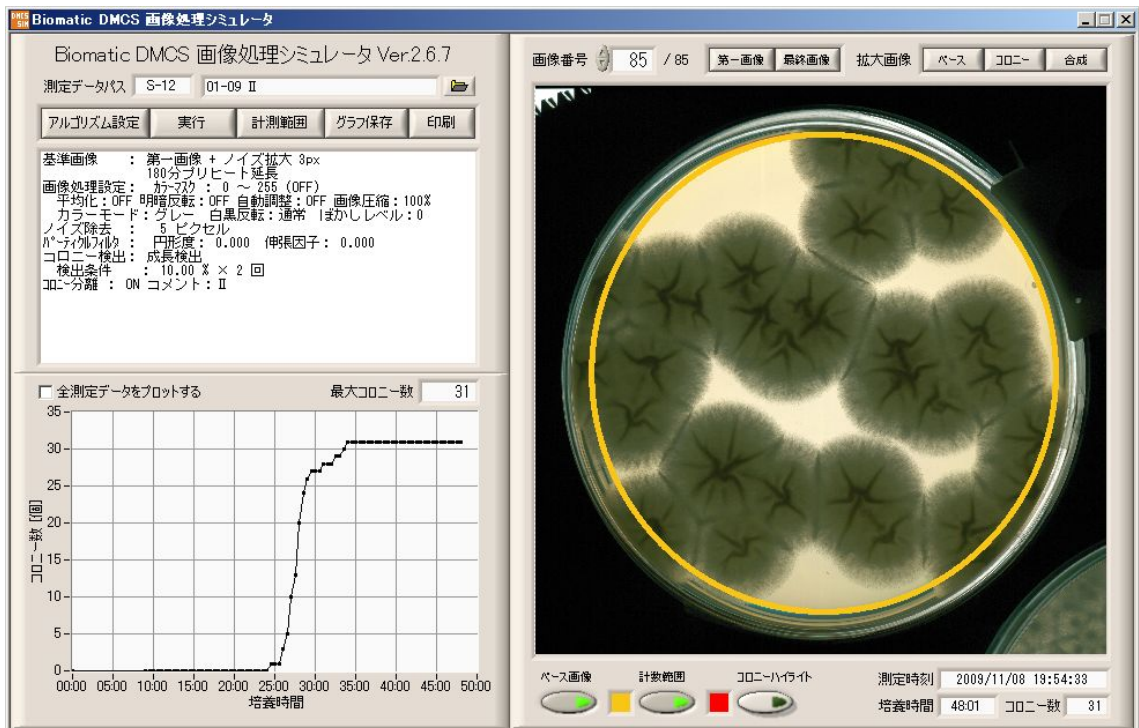
For preservation, keep and store the media in dark place at room temperature.

4. Detection Examples (Biomatic DMCS S-12 Data)

4-1 0.1ml Sample Spread-plate: *Candida albicans* (NBRC1594) on DCM008 media [DMCS S-12 Data (20 hour-detection) at 28 degrees C Incubation]



4-2 0.1ml Sample Spread-plate: *Aspergillus niger* (NBRC9455) on DCM008 media [DMCS S-12 Data (30 hour-detection) at 28 degrees C Incubation]



4-3 0.1ml Sample Spread-plate: *Exophiala jeanselmei* (NBRC6858) on DCM008 media
 [DMCS S-12 Data (80 hour-detection) at 28 degrees C Incubation]

